






ETIQUETTE FOR THE DOG-OWNERS OF HAJÓGYÁRI ISLAND



In the spring of 2019, in joint effort with the members of the Hajógyári Kutyások (Dog Owners of Hajógyári island) Facebook group, we have fought for our right to walk our dogs free, without a leash. We would hereby like to thank the Council of Óbuda-Békásmegyer for their help in achieving this!

However, how long we will be able to live with this opportunity depends on your actions! Therefore, we would like to ask you to adhere to the following points:


- 1.** While walking your dogs, pay attention to the specific areas marked on the map!
- 2.** Pick up after your dog every time! If your fellow dog-walkers have forgotten their bags, feel free to offer them one of your own!
- 3.** Don't let your dog close to people sunbathing, having a picnic or doing sports as well as families with small children.
- 4.** Make sure to agree with an approaching dog-owner whether your dog can play with theirs (most of the time this can be done through eye contact or a smile). If you don't want other dogs approaching yours, communicate this towards other owners kindly and clearly.
- 5.** Pay special attention to dogs marked with a yellow ribbon, keep out of their way if possible.
- 6.** Never lose sight of your dog! Pay attention to their behaviour and act in time if you sense tension!
- 7.** Puppies and dogs less safe to come back when called should be kept on a 5-10-metre-long leash where possible!
- 8.** Never feed others' dog without permission!


9. Don't disrupt a dog and its owner whilst training!
10. If your dog is in heat, use the area located right from the K-bridge! This initiative was started by dog-owners who frequent the island and has been in place for years. Therefore, we ask you to respect this rule! 
11. Do not bring non-vaccinated or infectious dogs to the island.
12. If possible, avoid encounters with dog-day-cares. They will also make sure to keep their distance.
13. When planning a dog-related gathering, we ask you to let members of the Hajógyári Kuttyások Facebook group know in advance and always keep other dog-owners on the island in mind. If you are walking your dog on the island simultaneously to a gathering, do not approach the gathering without asking the owners.
14. Always wait for dog-owners whose dogs joined your walk!
15. Pay close attention the currents and speed of the Danube before letting your dog go for a swim! 
16. Take home whatever you brought with you to the island. (Litter thrown out in the bins may be spread by the island's wildlife in search for food.)
17. Don't let your dog chase the island's wildlife (e.g. birds, squirrels, hedgehogs, foxes, boars) since this could be hazardous for both parties! If you encounter a boar, always call your dog back and walk the opposite direction! Don't stay stood in front of it in any case! if you can, let other dog-walkers know about the danger in person and in the Hajógyári Kuttyások Facebook group.
18. Don't let your dog dig a hole in the ground, since this both puts other dog-walkers in risk of injury and is a breach of the law which can result in punishment! If you see a hole, try to fill it in.
19. Always use the designated parking area when arriving to the island by car! By no means enter the inner area of the island by car or park on the grass! If you notice a car parking outside of the parking area, notify the local authorities. 

20. Don't litter or throw away cigarettes!


21. Toilets are located near the playground. When approaching the playground, make sure to keep your dog on a leash.





22. Make sure your dog is protected against mosquitoes and ticks. This is especially important since they can be present in large numbers in the floodplain forest area.

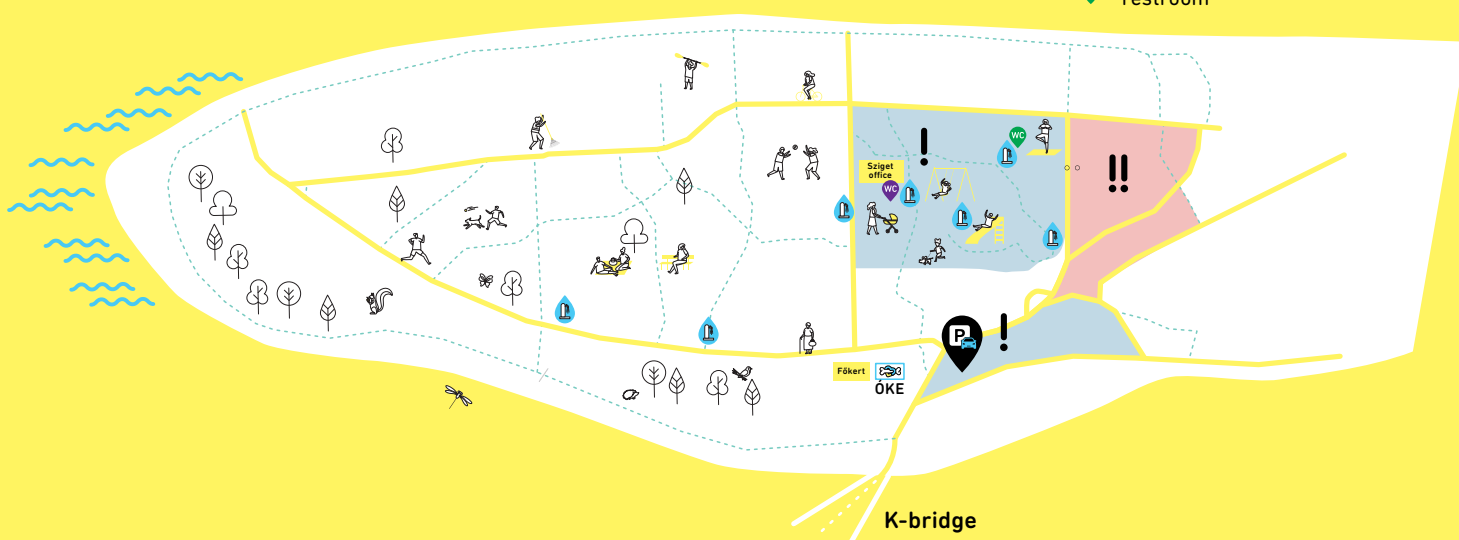
 Swimming possibility for dogs at the tip of the island

 Keep your dog on a leash when in these areas

 When your dog is in heat, take her to this area

 Public restroom open between spring and autumn

 Automatic public restroom



OUR WELL-DEVELOPED PRACTICES:

- 1.** Take a picture of any belonging you find on the island, upload it to the Hajógyári Kutyások Facebook group and keep it with yourself until you find its owner. Similarly, if you leave something on the island, you can enquire about its whereabouts in the Facebook group.
- 2.** If you notice any suspicious, dangerous or illegal activity, please notify the members of the Hajógyári Kutyások Facebook group or the Óbudai Kutyás Egyesület (ÓKE) Facebook group. These groups are also useful for notifying others about any disruption on the island such as the renovation of roads or any special events.
- 3.** In case of an accident, help out in any way you can! If you were a witness of the accident, wait for the police to arrive if possible. Don't hesitate to ask for advice in difficult situations, or even ask for an extra bag to pick up after your dog!

IMPORTANT INFORMATIONS

Non-stop animal hospitals

Veterinary university of Hungary:

1078 István street 2. | 06-1-478-4100

On-duty: 06-30-691-6380 | general (internal) medicine: 06-1-478-4147

surgery: 06-1-478-4197

Animal hospital Szentendre:

2000 Római Sánc street 2/b | 06-30-662-6849

Animal hospital Budapest:

Bp. XIII. Lehel way 43. | 06-1-350-0361, 06-1-350-1166

Animal hospital of Juhász Tamás:

Bp. XI. Péterhegyi way 46. | 06-1-310-1106, 06-1-310-0108

Non-stop veterinary surgery:

XVIII. Ráday Gedeon street 67. | 06-1-290-8970

Oxyvet veterinary on-call surgery:

home visits: Mon-Sun: 22:00-06:00 | 06-30-722-7893

Chip reading locations

MOL and OMV gas stations

Millpet animal pharmacy: Hollós Korvin Lajos street 1.

Local authorities (supervision of public premises)

Mozaik street. 7. | 06-1-439-3147

Important contacts:

Local authorities (supervision of public premises): 06-1-439-3147

Dog Association of Óbuda (Óbudai Kutyás Egyesület): 06-30-326-33-65

Animal rescue Óbuda: 06-20-210-2911 central gardening non-profit ltd. (Főkert): 06-1-342-1720

Central waterworks ltd. (vízcsap/vízművek): 06-1-247-7777

In case of a deceased animal: 06-20-264-6006

In case of emergency: 112 (Ambulance, police, Fire department)

If you think your dog has been poisoned:

1. Collect samples of the substance and get it checked out if you can!
2. Report the incident to the police (IMPORTANT!!!)
3. Notify your fellow dog-owners and the Dog Association of Óbuda (Óbudai Kutya Egyesület)

Lost and found dogs:

1. Take a picture of the dog and upload it to the Hajógyári Kutya Facebook group
2. Notify Animal rescue Óbuda!
3. If you can approach the dog, put it on a leash, don't leave it on the island!
4. If you see a dog trying to escape the island, make sure someone can stop it from running across the K- or H-bridges and causing injury!

